


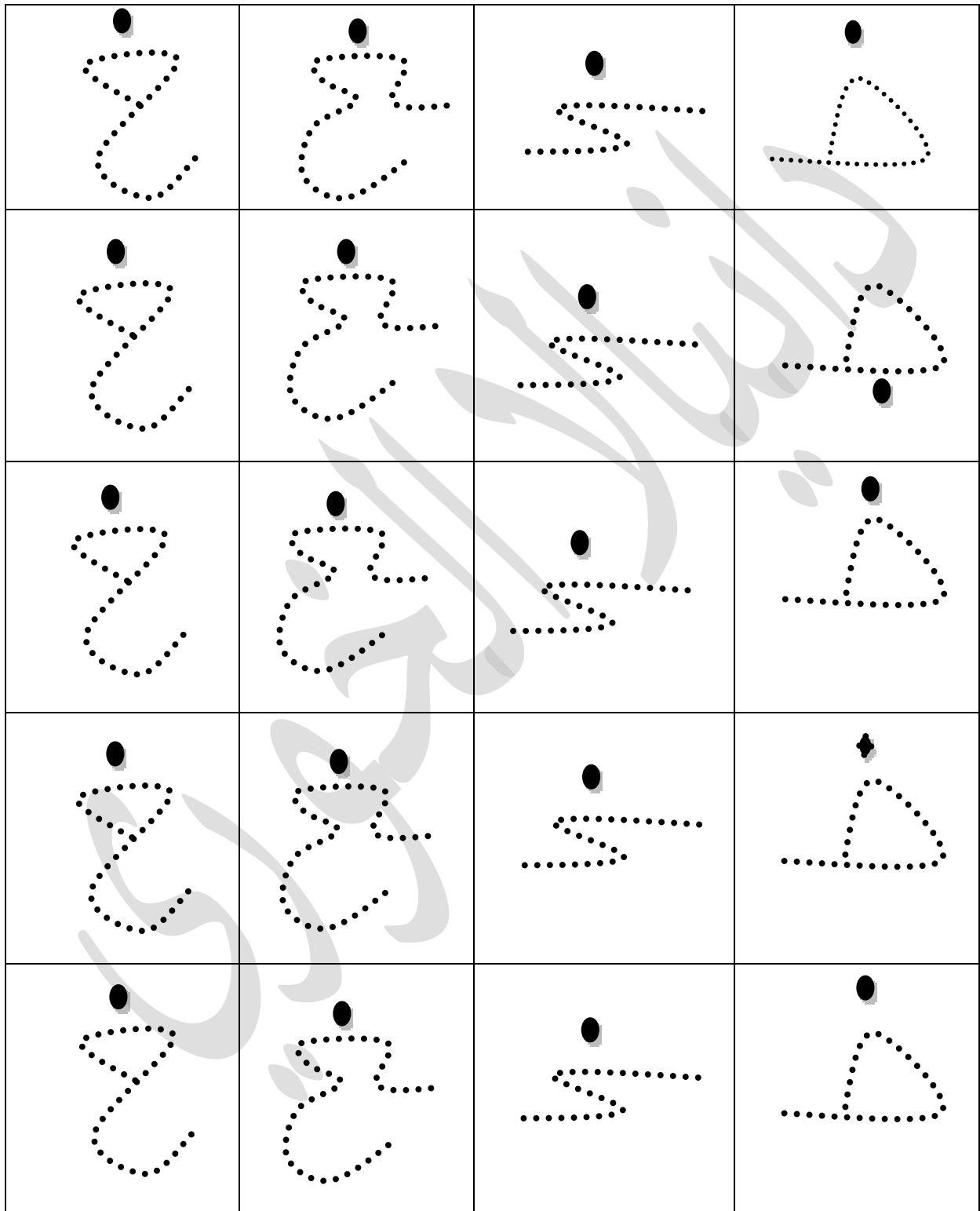
حرف الخاء – [kh]

1- Put your finger on the draw and follow the arrow to get the letter {kh} in Arabic sound and shape.

ضع إصبعك على النقطة واتبع السهم لتحصل على حرف الخاء بأشكاله المختلفة.



2-Join the points to get the letter {خ}.



3- Let us read letter {kh} with short vowels and long vowels.

khi خ	khou خ	kha خ
-------	--------	-------

خ	خ	خ	خ	خ
خ	خ	خ	خ	خ
خ	خ	خ	خ	خ
خا	خا	خا	خا	خا
خو	خو	خو	خو	خو
خي	خي	خي	خي	خي


4- Write the letter {kh} – خ in Arabic with short vowels:


_____ خ


_____ خ

_____ خ

5- With Long vowels:

_____ خ + ا : 

_____ خ + و : 

_____ خ + ي : 

6- Join first column with the second one the same picture of letter {خ}, then read them.

•	•
•	•
•	•
•	•
•	•
•	•

7- Let us talk using letter kh:

English	Arabic talk
I am afraid.	Ana khayef.
Bread	Khebez
Wardrobe	Khzene
My uncle	Khale
My aunt	Khalte

8- Let us talk:

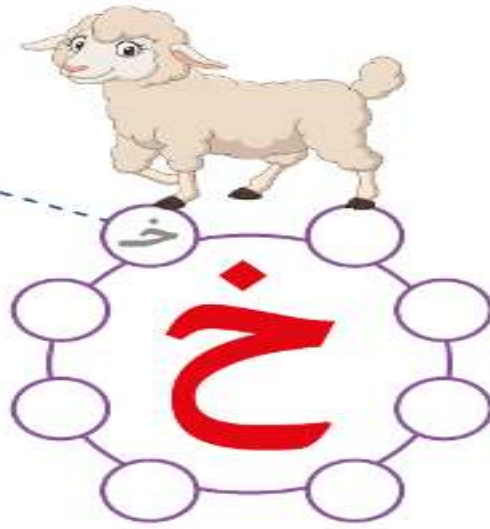
Days of the week English:	Iyyem l ousbou3 Arabic talk:
Monday	Tanen
Tuesday	Talet
Wednesday	Ourb3a
Thursday	Khamis
Friday	Jom3a
Saturday	Sabet
Sunday	Ahad

Which one begin with letter {kh}:

9- Connect the correct forms of letter {kh}.

الاسم:

صل حرف الخاء ثم اكتب الحرف بالدائرة الفارغة



Left column of letters: خ, ح, ط, ث, ن, هـ, ل, م, و, ق, ي, ج


Right column of letters: ظ, ق, ي, هـ, ف, ن, ي, ن, ث, ع, ي

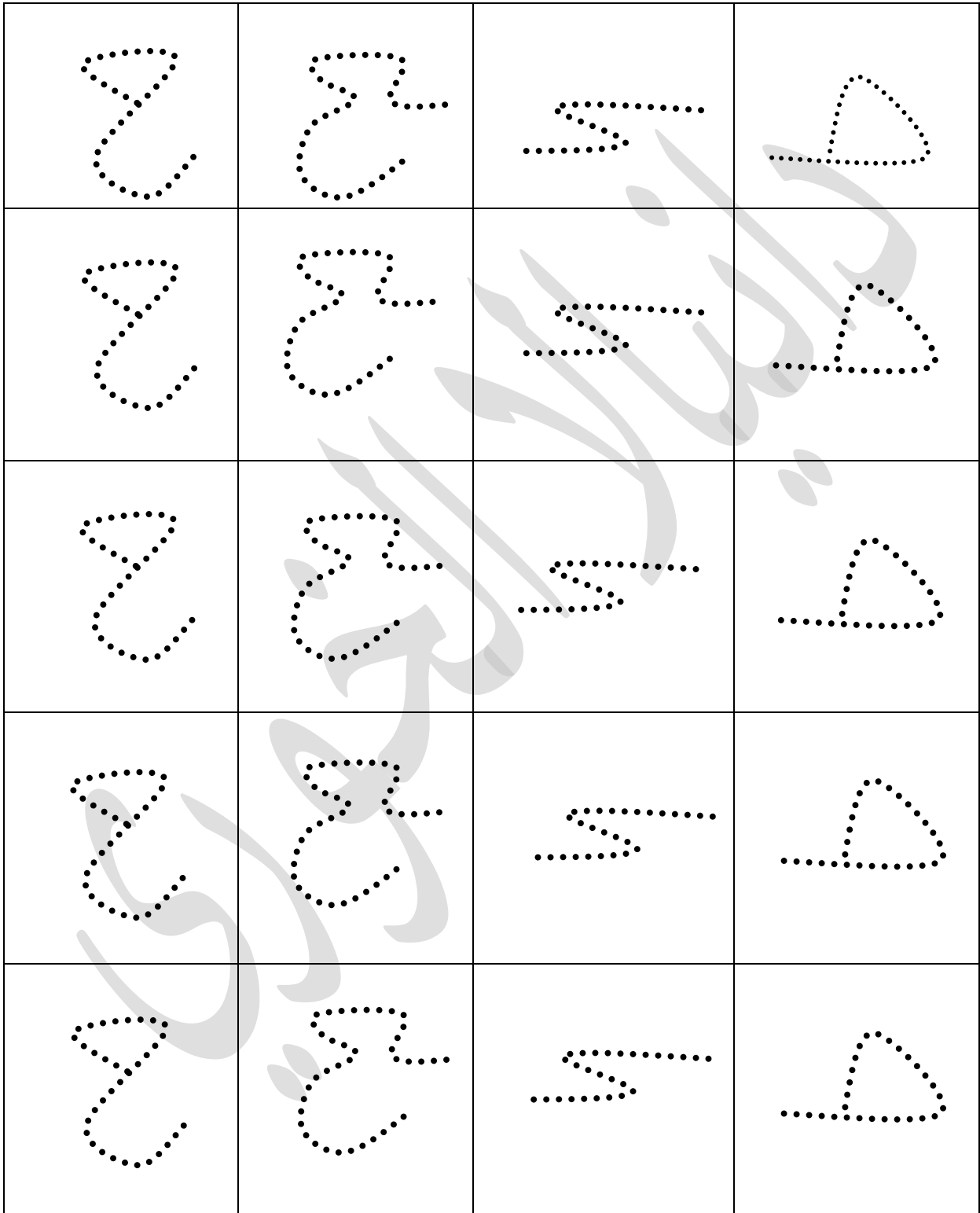
PAJYKIDS.COM

حرف الحاء – [h]

1- Put your finger on the draw and follow the arrow to get the letter {h} in Arabic sound and shape.

ضع إصبعك على النقطة واتبع السهم لتحصل على حرف الحاء بأشكاله المختلفة.



2-Join the points to get the letter {ح}.

3- Let us read letter {h} with short vowels and long vowels.

hi ح	hou ح	ha ح
------	-------	------

4- Write the letter {h} – ح in Arabic with short vowels:

_____ ح:

_____ ح:

_____ ح:

5- With Long vowels:

Handwriting practice lines for the letter 'ha' (ح) with long vowels. Each line shows the letter 'ha' followed by a colon and a plus sign, indicating the vowel sound to be written.

Line 1: ح : ا + >

Line 2: ح : و + >

Line 3: ح : ي + >

6- Join first column with the second one the same picture of letter {ح}, then read them.

Two columns of dots for a dot-marker activity. The first column has five dots, and the second column has five dots. The letter 'ha' (ح) is written vertically next to each dot in both columns, intended to be connected to form the letter.

7- Let us talk using letter {h}:

English	Arabic talk
Fire	Hari2
Milk	Halib
Wall	Heit
I love you	Bhebbak/bhebbik/bhebkoun.
Rope	Habel
Rock	Hajra
Toilet	Hemmem
Wonderful	Helou
Thanks God	Hamdella/nech-kor allah

8- Let us talk:

Month of the year – (5) English:	Ash-hour sene Arabic talk:
January	Kenoun tene
February	Ch-bat
March	Adar
April	Nissen
May	Ayyar
June	Hzayran

Which one begin with letter {h}:

9- Connect the correct forms of letter {h}.

الاسم:

صل حرف الحاء ثم اكتب الحرف بالدائرة الفارغة

PAJKIDS.COM

10- Let us talk:

<u>English</u>	<u>Arabic talking</u>	<u>Arabic foshā/reading</u>
Today	liom	alyawm
Now	Halla'a	Al ein
Tomorrow	Boukra	Ghadan
Look	Chouf / chefet	Ounzor
Yesterday	Mberih	Al beriha
Hour	Se'aa	Sa'aa
Hours	Sa'aat	Sa'aat
Because	Li-anno	-----
I am studying now	Ana halla'a a'am bedros	
I am playing now	Ana a'am bela'ab halla'a	
I am watching now	Ana a'am behdar halla'a	
Focus	Rakkiz	
After	Ba'adein	
Before	Abel	
I watched	Ana hderet	
Camp	Moukhayyam	

11- Make sentences using these words:

English	Arabic
Where? When? What? How?	Wen? Emtin? Chou? Kif?
How much?	Kam? Eddesh?
Morning	Sobh
Afternoon	Ba3ed doher
evening	3ashiyeh
work	Sheghel

a- Ana (yesterday) (I played) football.

b- Where (did you play) football.

c- (Now) (I am playing) football.

d- (Today) (I am going) (to the camp)

.....

12- Translate these sentences:

Hi, how are you?

What are you doing now?

I am studying.

What are you going to do next?

I am going to the camp {after}.